



CONTARINA SPA

Integrated waste management

Marco Mattiello
International Relations Manager

March 22, 2018



CONFIDENTIAL - NO COPYING OR DISTRIBUTION PERMITTED

Any unauthorized reproduction, disclosure, or distribution of copies by any person of any portion of this work may be a violation of copyright laws, could result in the awarding of damages for infringement, and may result in further civil and criminal penalties. All rights reserved. © 2017 Contarina S.p.A.

Contarina at a glance



100%
Public company




50
Municipalities



554 000
Inhabitants



Contarina today



Present


Future



Where do we invest?



Lorries and plants



Citizens

Individual Awareness



**EcoGiornale
(Magazine)**



**EcoSportelli
(Branches)**




**EcoCalendario
(Calendar)**



Open Days



School Education



Web site




Social media

Our philosophy

There is no more

~~**B 2 B**~~




~~**B 2 C**~~



It's

H 2 H



Waste management system

Conceptual model

KNOWLEDGE



Information;
Education;
Communication

RESPONSIBILITY



ACTION



Single

Waste separation at
home;
Curbside collection.

Collective

Waste transport;
Waste treatment.

OUTCOMES



Fee, Quantity,
Outcomes, Evaluation

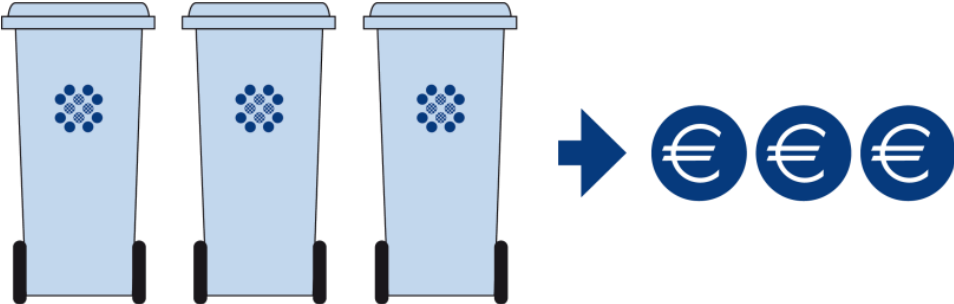
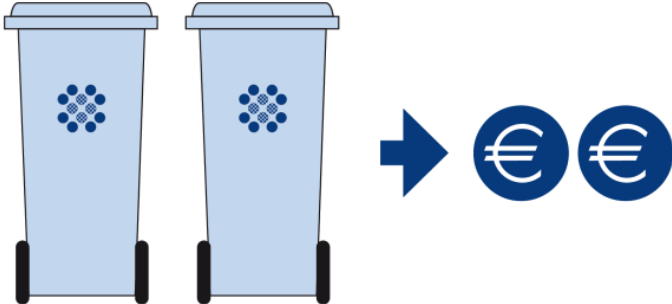


Door to Door collection

A flexible system



PAYT Fee



Results Obtained



85%



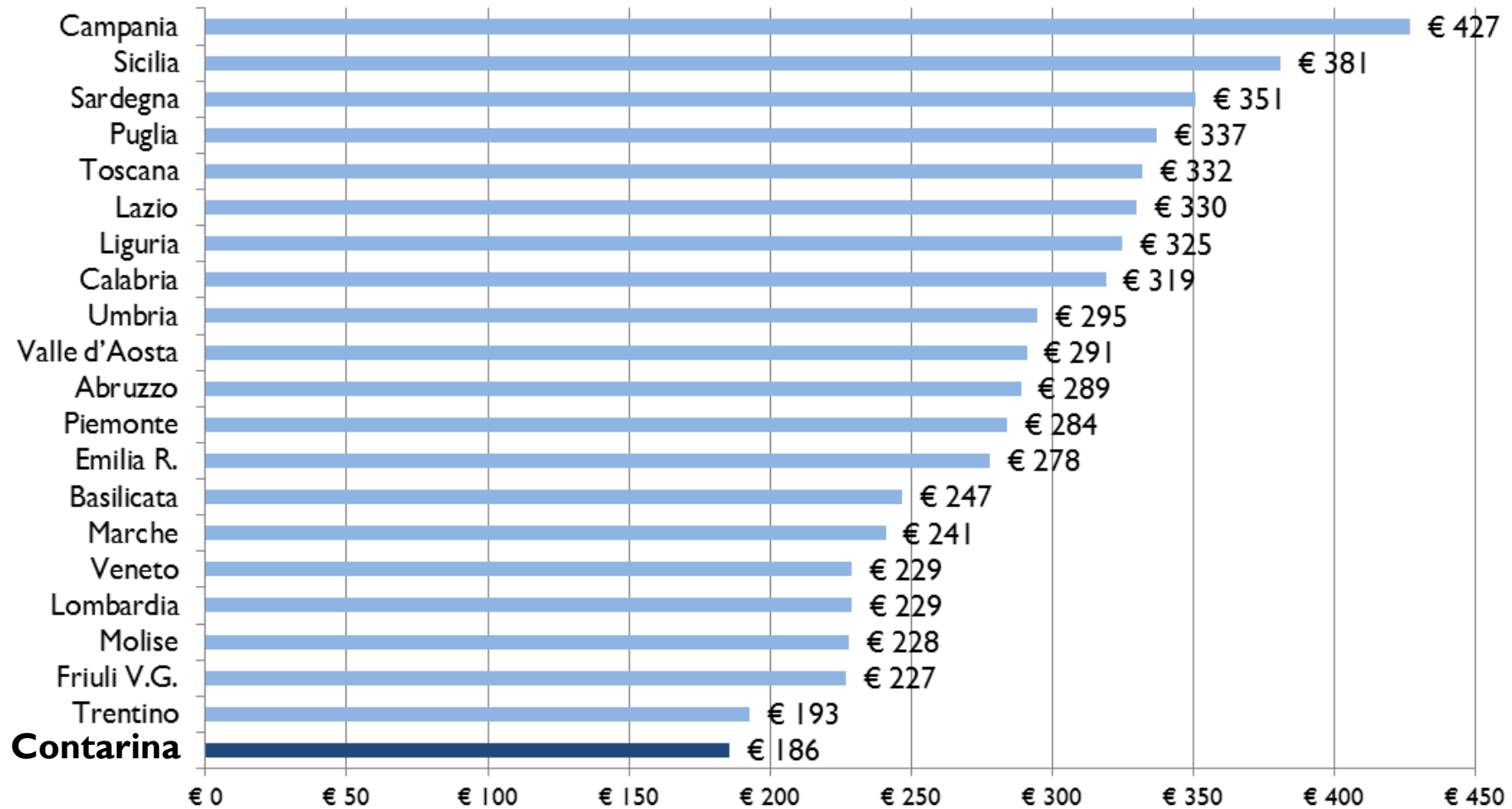
15 kg*inh/year
Bulky waste

43 kg*inh/year
Residual waste

58
kg*inh/year

The average household's fee*

Comparison of national data (2016)



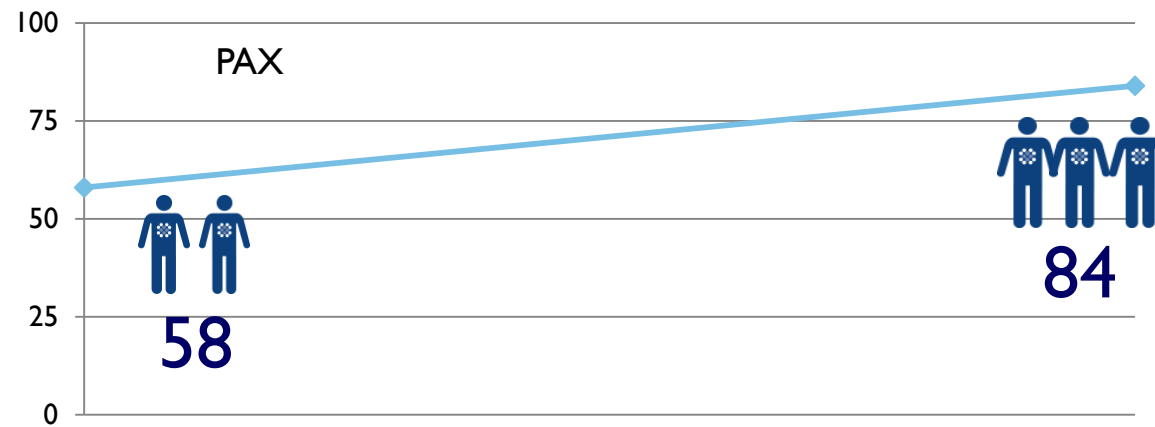
*Average household composition: 3 person

SOURCE

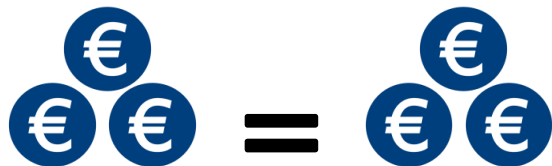
Dati Contarina 2016 Cittadinanzattiva - Osservatorio prezzi e tariffe 2016 (Importi comprensivi di IVA e tributo provinciale)

'Green jobs' means growth

Contarina Staff



Total costs
(management + disposal)



Waste quality



Contarina tomorrow



CONTARINA
SPA



Today

Tomorrow



Invest in the future



Green Mobility



**Internet
Of
Things**



**Recycling
Plants**


Green Mobility



Fleet renewal



Alternative fuel



Electric vehicles

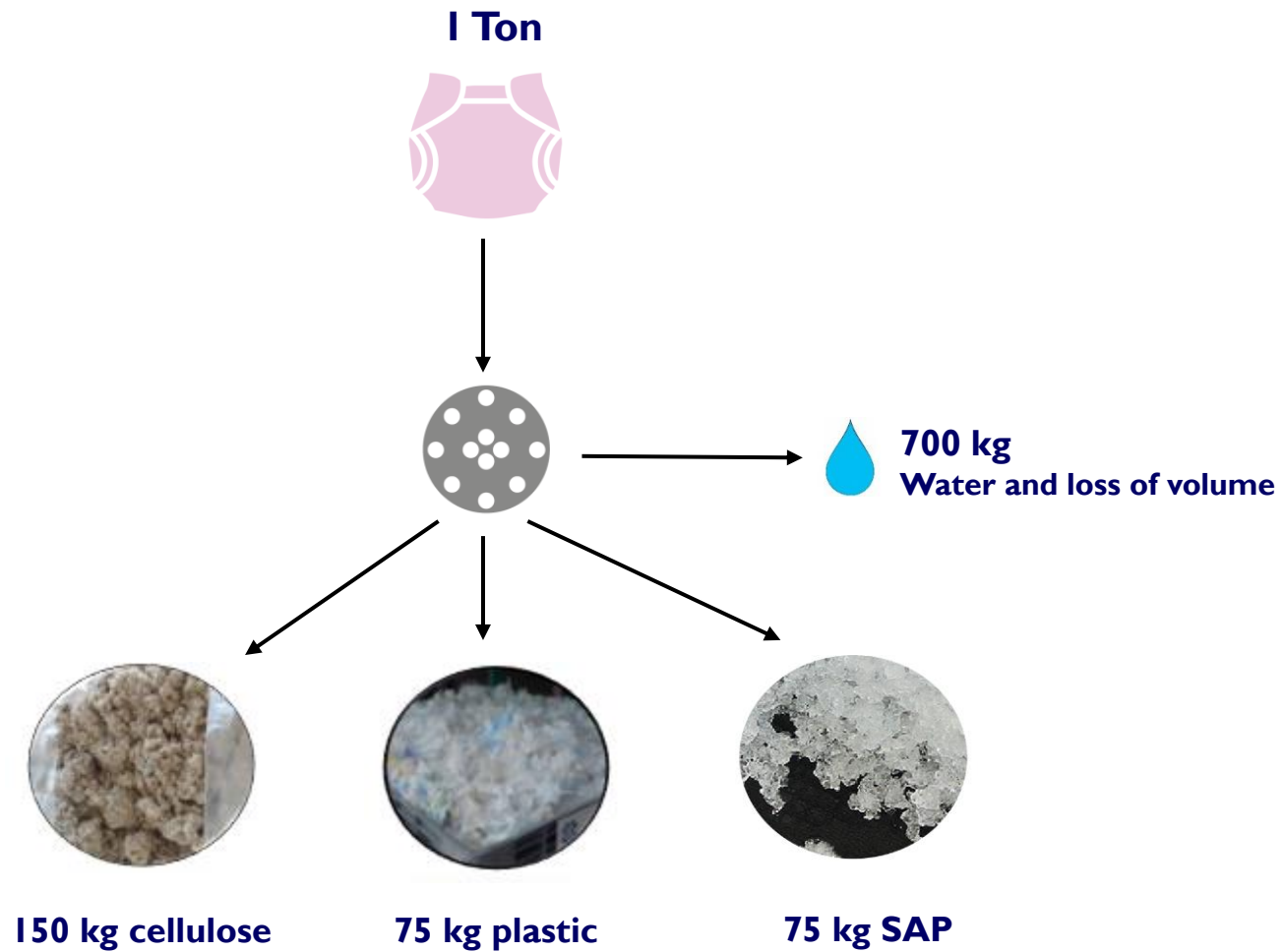




Smart Cities / IoT



Absorbent Hygiene Products Recycling Plant



Residual waste: analysis



27% Absorbent Hygiene Products



25% Other

20.5% Plastic

15% Paper and cellulose


8.5% Textile

4% Organic

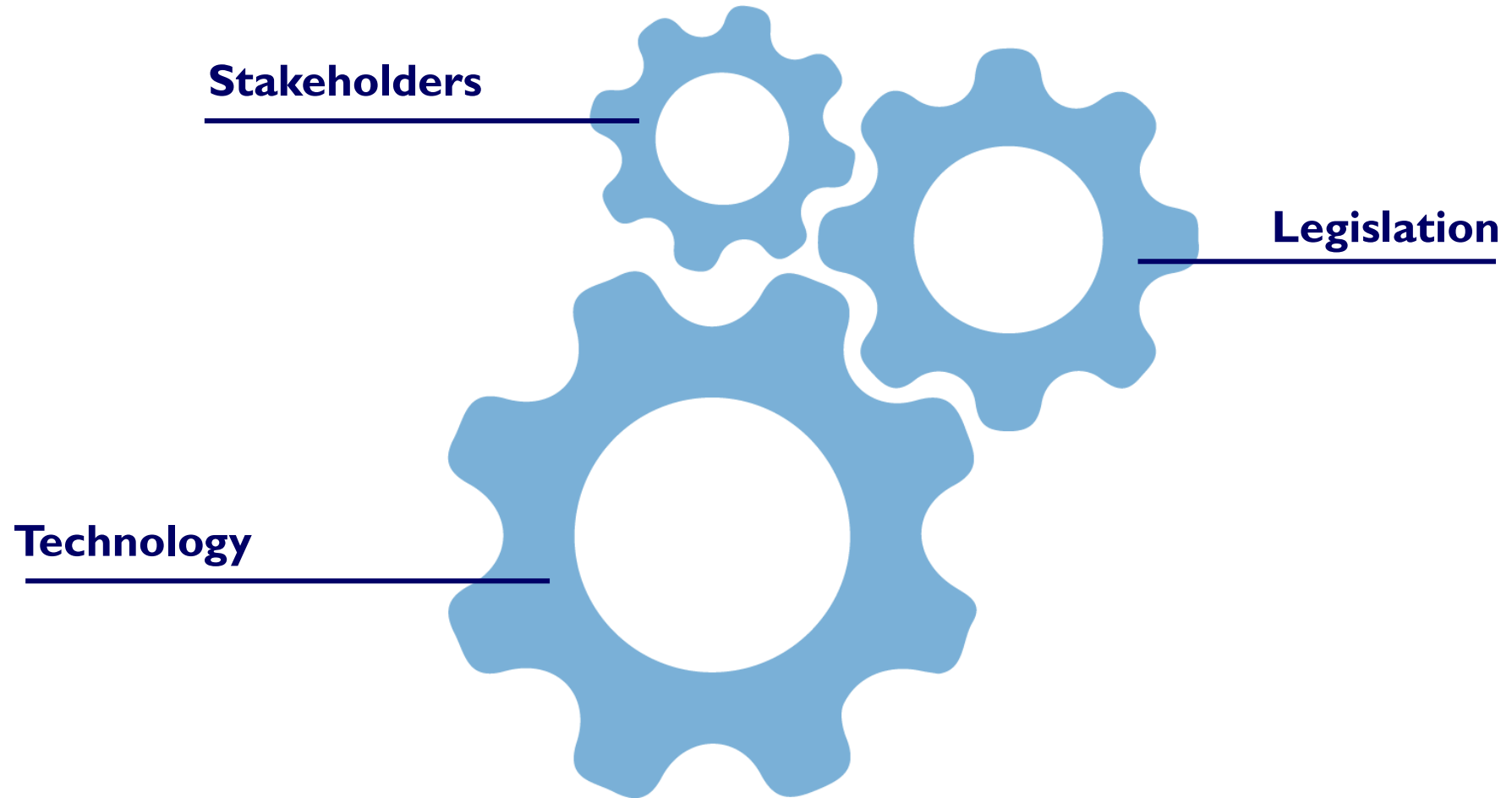
SOURCE
Contarina 2016



INDUSTRY 4.0

A stylized graphic of the number '4' is positioned between the words 'INDUSTRY' and '0'. The '4' is composed of a thick black vertical bar on the left, a thick blue horizontal bar across the middle, and a thick black diagonal bar on the right. Overlaid on this '4' are several thin, overlapping lines in various colors (pink, blue, yellow, green) that form a complex, abstract shape. The word 'INDUSTRY' is written in a bold, dark blue, sans-serif font. The word '0' is written in a large, bold, dark blue, sans-serif font with a thick black outline. The entire graphic is set against a light gray background.

Work together





96.7% Recycling rate
10 kg/inh*yr Residual waste
by 2022

“The future belongs to those who believe in the beauty of their dreams”

Eleanor Roosevelt



Thanks for your attention

Follow us!



www.contarina.it
comunicazione@contarina.it

CONFIDENTIAL - NO COPYING OR DISTRIBUTION PERMITTED

Any unauthorized reproduction, disclosure, or distribution of copies by any person of any portion of this work may be a violation of copyright laws, could result in the awarding of damages for infringement, and may result in further civil and criminal penalties. All rights reserved. © 2017 Contarina S.p.A.

